

Mr Jackpot and the Stash of Cash Student Activities

| Activity Number | Activity Title | Focus |
|-----------------|-----------------------------|--|
| One | Nothing's Banned! | Creating humorous ideas |
| Two | What Could Happen Next? | Planning interesting narratives and creating humorous ideas |
| Three | Similes and Metaphors | Using similes and metaphors to make a story come to life |
| Four | Change the Name | Changing the titles of TV shows and writing a summary of the new show |
| Five | What's Your Body Saying? | Using body language in narratives to convey character emotions |
| Six | Describe an Entry | Writing an interesting and detailed entry for your main character |
| Seven | Not Just a Personal Profile | Creating a main character and ensuring you know everything about them |
| Eight | Character Equations | Expressing a character's personality in a mathematical equation |
| Nine | News Flash | Writing a report, to be read by a news reader, of a school-yard incident |
| Ten | Dice Footy | Playing a game of football using dice and practising addition and the six times-tables |
| Eleven | Spend Up Big | Spending one million dollars and recording purchases and practising subtraction |
| Twelve | Configure This | Using creativity to devise different configurations for classes to travel in |
| Thirteen | Dress Your Age | Describing a character's clothes and ensuring they match their age and personality |
| Fourteen | Reverse the Roles | Reversing the roles of characters to create interesting plots |
| Fifteen | Awesome Introductions | Writing engaging introductions for a class mate |
| Sixteen | What Did It Say? | Using clues in the text to make inferences about the contents of a letter |

Activity 1 Nothing's Banned!

*Glitter is banned,' said Nathan, scurrying for a broom.
We don't have a teacher,' Holly reminded him. 'So nothing's banned.'
Nothing's banned, awesome!' Pete slammed his head face-first into a computer keyboard.*

At the start of Mr Jackpot and the Stash of Cash, Grade 6B has no teacher. According to Pete and Holly, no teacher means nothing is banned. Make a list of the top 10 things you would do if nothing was banned in your classroom.

- 1. _____
- 2. _____
- 3. _____
- 4. _____
- 5. _____
- 6. _____
- 7. _____
- 8. _____
- 9. _____
- 10. _____

Select your favourite idea and develop it into a narrative.

Activity 2

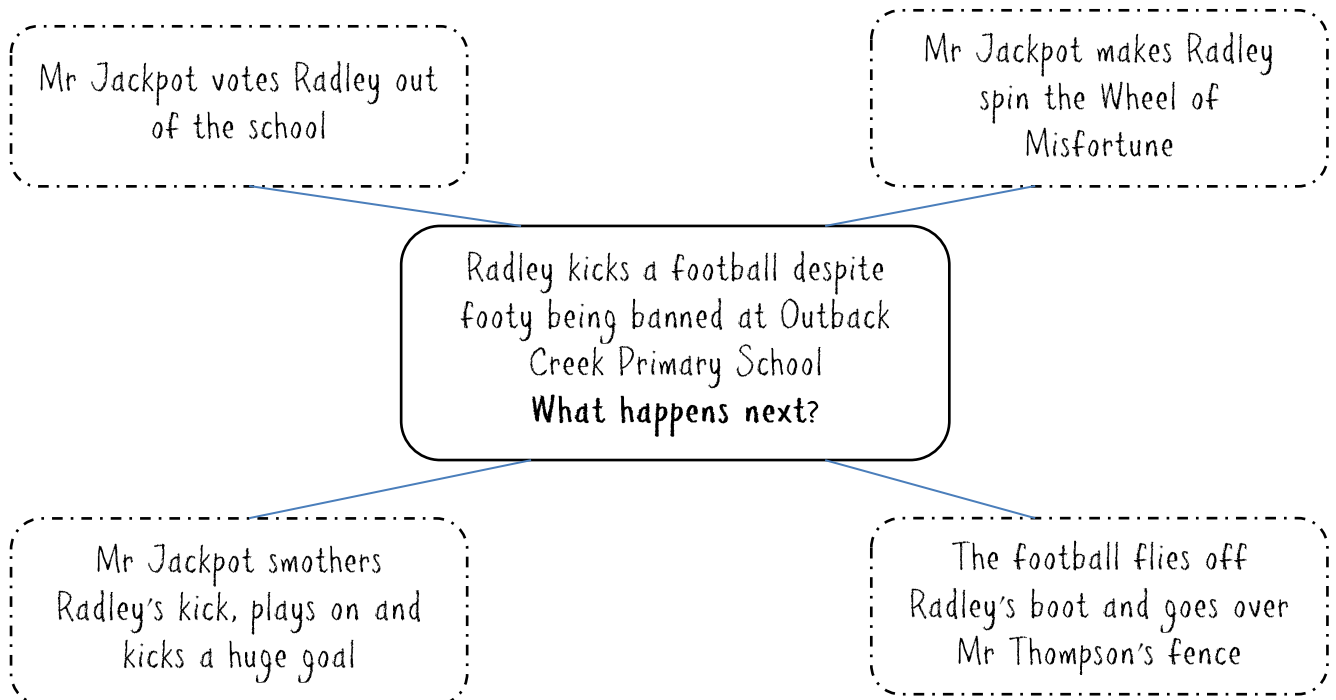
What Could Happen Next?

A defiant smirk flashed across Radley's face. He gripped the footy over his right foot, stepped forward and launched his dirty shoe at the falling ball.

'Radley, report to the office immediately,' announced Mr Jackpot.

Thump! The ball thudded on the ground.

One strategy an author uses to come up with ideas is to ask, 'What happens next?' By brainstorming all the options the author can then pick the best idea to include in their story. Below is an example:



If you've read *Mr Jackpot and the Stash of Cash*, you'll know that Mr Jackpot makes Radley spin the Wheel of Misfortune. Brainstorm options for what could follow the following situations:

- A student burps loudly during silent reading
- A boy is zooming down a slide when he notices a huge, muddy puddle at the bottom
- A teacher walks into your class dressed as a cowboy
- A girl opens her lunch and finds she has grabbed her dad's lunch by mistake

Activity 3 Similes and Metaphors

With styled black hair, sparkling teeth and deep dimples, Mr Jackpot was more perfect than Nathan's last spelling test.

Similes and metaphors make a story come to life by making descriptions more vivid. They are two different things but basically they both occur when an author compares one thing to another.

Create your own by finishing the following sentences:

1. Nathan hit the buttons on his calculator like _____

2. Holly kicked the footy like _____

3. Mr Thompson growled like _____

4. Mr Jackpot's hair glistened like _____

5. The golden envelope slid under the door like _____

Use the lines below to write your own similes and metaphors:

Activity 2
Change the Name

Pete read from the letter. 'You've seen him on Disaster Chef and Big Bother.'

It can be fun to change the names of television shows. By changing Masterchef to Disaster Chef, it conjures visions of chefs blowing things up in the kitchen! Think of some television shows, or scan the TV guide, and change the names of the shows:

| Original Name of the TV Show | Your New Name for the TV Show |
|------------------------------|-------------------------------|
| | |
| | |
| | |
| | |
| | |
| | |
| | |
| | |

Disaster Chef will determine which chef can prepare the best meals using explosives instead of ovens. The winner receives a brand new, stainless steel kitchen ... and a rocket launcher! Pick the favourite name of a TV show you made up. Write an interesting paragraph explaining what happens on your show:

Activity 5

What's Your Body Saying?

Pete read from the letter. 'You've seen him on Disaster Chef and Big Bother.'
Our guest wasn't satisfied. 'Louder and give it some oomph!' He pumped his fists as he spoke.

A character's body language can say as much about them as the words they actually speak. Someone saying nice work with a big grin can be totally different to someone saying the same words with their hands on their hips. Think of the body language you'd use for a character to show the following emotions:

Angry _____

Bored _____

Excited _____

Scared _____

Nervous _____

Happy _____

Activity 6 Describe an Entry

Grinning like the winner of a mega-showcase, the Crazy Relief Teacher burst through the door as if he'd been sucking on happy gas since birth.

His arms swung like windmills.

His legs kicked like a line-dancer.

His hair remained perfectly still.

Sprinting laps of the classroom, Mr Jackpot slapped every hand within a three-metre radius. The hyperactive host skidded in front of the bookstand, stood legs apart and formed guns with his hands. 'Pow, pow, pow!' He fired across the classroom.

Mr Jackpot does his best to make a BIG entrance. He acts like a gameshow host by doing exaggerated movements and cheesy actions. Write a suitable entry for the characters below:

A ballerina: _____

A person who rides bulls at a rodeo: _____

A clown: _____

On the back of the page write an entrance for a character of your choice.

Activity 7 Not Just a Personal Profile

Mr Jackpot flung paper behind his back, under his leg and over his head. It slid onto our tables. 'I like to know my contestants,' he explained. 'Write your details: name, nicknames, interests and special talents.'

It's important as an author that you know your characters. Create your own character by filling out the personal profile about them:

| Personal Profile | |
|--------------------------|-------|
| Name: | _____ |
| Nickname: | _____ |
| Age: | _____ |
| Height: | _____ |
| Weight: | _____ |
| Job: | _____ |
| Family: | _____ |
| Favourite saying: | _____ |
| Distinguishing features: | _____ |

Now you've created an interesting character, it's time to really get to know them. Answer the following questions about your character:

What qualities would they look for in a best friend?

Would you be friends with your character?

Have they had a hard life or an easy one?

What is your character's favourite book and movie?

Activity 8 Character Equations

Pete changed his profile again. 'World Chicken Wrestling Champion,' he read proudly. My friends had gone crazy: cash crazy. Even Nathan's profile showed he wasn't immune. 'The Equation of Nathan: N (Nathan) = F (Fun) \times E (Excitement) \times infinity ... + 1.'

Nathan writes an equation that he thinks describes his personality. With your knowledge of the characters of Mr Jackpot and the Stash of Cash, write equations for the other characters in the book.

Steele _____

Pete _____

Holly _____

Mr Jackpot _____

Radley _____

Weasel _____

Mr Thompson _____

Mrs Thompson _____

Activity 9 News Flash

Snatching her cue cards, Brittany Baxter leapt to her feet. 'Welcome to this Outback Creek news flash. A four car pile-up caused dramatic scenes in the sandpit yesterday. Eye-witness accounts report a grade three failed to negotiate a sharp turn with his tip-truck. The yard duty teacher is investigating if excess speed or fatigue from a maths test were to blame.'

Brittany speaks like a news reader when reporting the sand-pit pile-up. She used words such as 'dramatic scenes', 'eye-witness accounts' and 'excess speed' to make the report seem official. Write an account, in the style of a news reader, reporting on the following school yard incidents:

A student dropping their pie on the canteen floor: _____

A ball being kicked onto the roof: _____






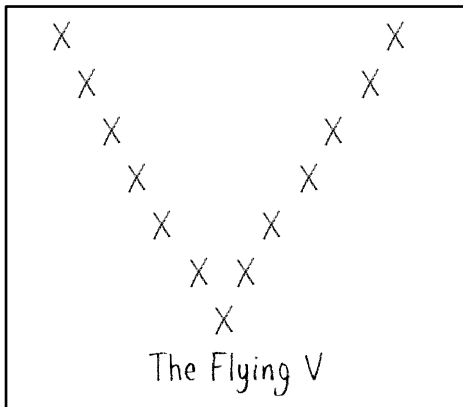
A student walking to detention: _____

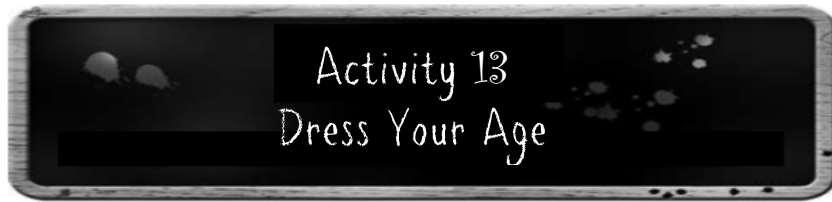
Make up your own incident: _____

Activity 12 Configure This

Nathan added more figures to an already confusing page. 'I'm experimenting with different configurations for us to line up in, rather than pairs, which will enable us to travel around the school more effectively.'

To impress Mr Jackpot, Nathan is brain-storming different configurations for the class to move around the school, rather than lining up in pairs. Think of some of your own configurations for your class to move around your school. One has been done for you.



A title card for 'Activity 13 Dress Your Age' featuring a chalkboard background with a small illustration of a person's head and shoulders on the left and a starburst pattern on the right.

Activity 13 Dress Your Age

Mr Thompson glared at Mr Jackpot. The old man's elastic suspenders pulled tightly over his checked shirt. He pointed his wooden walking stick at our teacher.

When you create a character, it's important to describe them to your readers. It's also important that your character wears clothes that match their age and personality. Write a description of the clothes the following characters would wear:

A rapper: _____

A cowboy: _____

A clown: _____

Make up your own character: _____

Pick one of the above characters and write a paragraph describing their appearance:

Activity 14
Reverse the Roles

The roles had been reversed. Mr Jackpot wriggled in the hot seat, fiddling with his tie. 'This feels different,' he muttered. 'I've never been a contestant before.'

Twisting the roles of people can make for really interesting stories. List the possibilities that could occur if these situations happened:

A parent lets their child be the adult for a day: _____

A teacher lets a student teach: _____

A coach hands over the coaching duties to the star player: _____

Make up your own situation: _____

Select your favourite situation and turn it into a story.



Activity 15 Awesome Introductions

Holly shot Mr Jackpot a wink as she gripped the door handle of the storage room. 'You've seen him in detention. You've heard him asking to swap snacks at recess. Today he's the host of Australia's newest gameshow. He's the Darling of Detention, the Guardian of Garbology. Welcome Pete Peterson!'

Holly does an awesome job of introducing Pete as the host of Fill the Gap! Select a classmate then interview them to find out important facts about your interviewee. Using your information, write an awesome introduction for your classmate.
